

DESCALING INSTRUCTION
INSTRUCTIONS DE DETARTRAGE

ES 80



NESPRESSO[®]
PROFESSIONAL

de

it

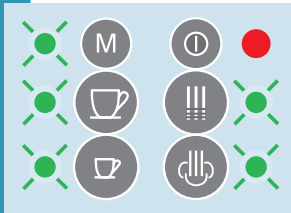
jp

en

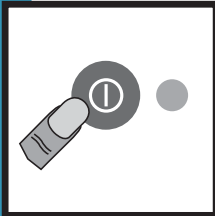
fr

1 Descaling warning Alarme détartrage

Never use vinegar!
Ne jamais utiliser du vinaigre!



All green lamps are flashing
Toutes les lampes vertes clignotent



Switch off appliance
Machine éteinte



Eject capsule
Éjecter la capsule




Empty drip tray
Vider le bac d'égouttage

2


Preparation Préparation



Study protective measures on the package.
Veuillez lire les consignes de sécurité indiquées sur l'emballage.



Unscrew nozzle,
cappuccinatore and
adapter
Dévisser la buse, le
cappuccinatore et
l'adaptateur



Dismantle + clean
Démonter + nettoyer



Remove Claris filter,
0.1 l descaling agent + 0.5 l water
Enlever le filtre Claris,
0,1 l de détartrant + 0,5 l d'eau.



Place a recipient under hot water nozzle.
Place a cloth over the receptacle in case of possible
steam ejection
Positionner un récipient sous la buse eau chaude.
Placer un chiffon contre un éventuel jet de
vapeur

3 Descaling Détartrer

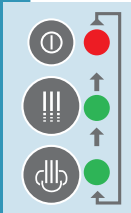


Don't open handle or use steam function while descaling.
Ne pas ouvrir la mâchoire et ne pas utiliser la fonction vapeur
durant le détartrage.

START:



Simultaneously, 3 seconds
Ensemble, 3 secondes



Lamps
Lampes




Lever
Levier



Cycle
Cycle

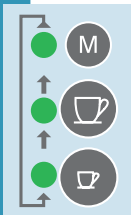
or
ou



Cycle
Cycle



Refill the water tank
Remplir à nouveau le
réservoir d'eau.



Lamps
Lampes




Lever
Levier



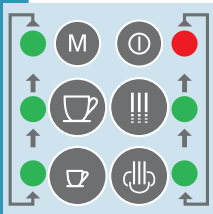
Cycle
Cycle

or
ou



Cycle
Cycle

4 Rinse Rinçage



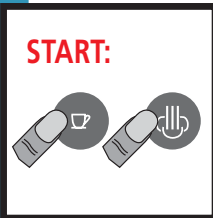
Lamps
Lampes



Empty the drip
tray
Vider le bac
d'égouttage



Rinse and fill water
tank completely
Rincer et remplir le bac
à eau complètement



Simultaneously
Ensemble

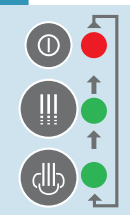


Cycle
Cycle

or
ou



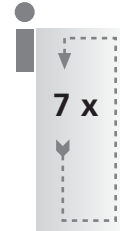
Cycle
Cycle



Lamps
Lampes




Lever
Lever



Cycle
Cycle


or
ou



Cycle
Cycle

5 Finish Finir

Clean the machine to avoid any residual descaling agent
Nettoyer la machine pour enlever les résidus de
détartrant



Lever left
Levier à gauche



Re-assemble
cappuccinatore
device
Remonter le
cappuccinatore

and
et



Re-assemble
nozzle
Remonter
la buse



Machine switches off automatically
La machine s'éteint automatiquement

0305_2

All rights reserved. Subject to change.